



INTERNATIONAL APPLICATION PUBLISHED UNDER THE PATENT COOPERATION TREATY (PCT)

<p>(51) International Patent Classification ⁶ : C07D 471/14, A61K 31/435 // (C07D 471/14, 235:00, 221:00, 221:00)</p>	A1	<p>(11) International Publication Number: WO 99/18105</p> <p>(43) International Publication Date: 15 April 1999 (15.04.99)</p>
<p>(21) International Application Number: PCT/US98/20802</p> <p>(22) International Filing Date: 5 October 1998 (05.10.98)</p> <p>(30) Priority Data: 60/061,248 7 October 1997 (07.10.97) US</p> <p>(71) Applicant: ORTHO-McNEIL PHARMACEUTICAL, INC. [US/US]; U.S. Route #202, P.O. Box 300, Raritan, NJ 08869-0602 (US).</p> <p>(72) Inventors: MARYANOFF, Bruce, E.; 4029 Devonshire Drive, Forest Grove, PA 18922 (US). McCOMSEY, David; 1125 Victoria Road, Warminster, PA 18975 (US). McNALLY, James; 321 Heartherfield Drive, Souderton, PA 18960 (US). NORTEY, Samuel, O.; 7423 Euston Road, LaMott, PA 19126 (US). REITZ, Allen, B.; 109 Greenbriar Road, Lansdale, PA 19446 (US).</p> <p>(74) Agents: CIAMPORCERO, Audley, A. et al.; Johnson & Johnson, One Johnson & Johnson Plaza, New Brunswick, NJ 08933 (US).</p>		<p>(81) Designated States: AL, AM, AT, AU, AZ, BA, BB, BG, BR, BY, CA, CH, CN, CU, CZ, DE, DK, EE, ES, FI, GB, GE, GH, HU, IL, IS, JP, KE, KG, KP, KR, KZ, LC, LK, LR, LS, LT, LU, LV, MD, MG, MK, MN, MW, MX, NO, NZ, PL, PT, RO, RU, SD, SE, SG, SI, SK, SL, TJ, TM, TR, TT, UA, UG, UZ, VN, YU, ZW, ARIPO patent (GH, GM, KE, LS, MW, SD, SZ, UG, ZW), Eurasian patent (AM, AZ, BY, KG, KZ, MD, RU, TJ, TM), European patent (AT, BE, CH, CY, DE, DK, ES, FI, FR, GB, GR, IE, IT, LU, MC, NL, PT, SE), OAPI patent (BF, BJ, CF, CG, CI, CM, GA, GN, GW, ML, MR, NE, SN, TD, TG).</p> <p>Published <i>With international search report.</i> <i>Before the expiration of the time limit for amending the claims and to be republished in the event of the receipt of amendments.</i></p>
<p>(54) Title: DIPYRIDOIMIDAZOLDERIVATIVES USEFUL IN TREATING CENTRAL NERVOUS SYSTEM DISORDERS</p>		
<div style="text-align: center;"> <p style="text-align: right;">(I)</p> </div>		
<p>(57) Abstract</p> <p>The invention relates to a series of substituted 3-oxo-pyrrolo[1,2-a]imidazopyridine derivatives of formula (I) where X₁-X₄, R₁, R₂ and Ar are defined herein. In addition the invention relates to pharmaceutical compositions containing them and intermediates used in their manufacture. The compounds of the invention are ligands for the benzodiazepine site on the GABA-A receptor and display anxiolytic and anticonvulsant activity in animal models.</p>		

FOR THE PURPOSES OF INFORMATION ONLY

Codes used to identify States party to the PCT on the front pages of pamphlets publishing international applications under the PCT.

AL	Albania	ES	Spain	LS	Lesotho	SI	Slovenia
AM	Armenia	FI	Finland	LT	Lithuania	SK	Slovakia
AT	Austria	FR	France	LU	Luxembourg	SN	Senegal
AU	Australia	GA	Gabon	LV	Latvia	SZ	Swaziland
AZ	Azerbaijan	GB	United Kingdom	MC	Monaco	TD	Chad
BA	Bosnia and Herzegovina	GE	Georgia	MD	Republic of Moldova	TG	Togo
BB	Barbados	GH	Ghana	MG	Madagascar	TJ	Tajikistan
BE	Belgium	GN	Guinea	MK	The former Yugoslav Republic of Macedonia	TM	Turkmenistan
BF	Burkina Faso	GR	Greece	ML	Mali	TR	Turkey
BG	Bulgaria	HU	Hungary	MN	Mongolia	TT	Trinidad and Tobago
BJ	Benin	IE	Ireland	MR	Mauritania	UA	Ukraine
BR	Brazil	IL	Israel	MW	Malawi	UG	Uganda
BY	Belarus	IS	Iceland	MX	Mexico	US	United States of America
CA	Canada	IT	Italy	NE	Niger	UZ	Uzbekistan
CF	Central African Republic	JP	Japan	NL	Netherlands	VN	Viet Nam
CG	Congo	KE	Kenya	NO	Norway	YU	Yugoslavia
CH	Switzerland	KG	Kyrgyzstan	NZ	New Zealand	ZW	Zimbabwe
CI	Côte d'Ivoire	KP	Democratic People's Republic of Korea	PL	Poland		
CM	Cameroon	KR	Republic of Korea	PT	Portugal		
CN	China	KZ	Kazakstan	RO	Romania		
CU	Cuba	LC	Saint Lucia	RU	Russian Federation		
CZ	Czech Republic	LI	Liechtenstein	SD	Sudan		
DE	Germany	LK	Sri Lanka	SE	Sweden		
DK	Denmark	LR	Liberia	SG	Singapore		
EE	Estonia						

DIPYRIDOIMIDAZOLDERIVATIVES USEFUL IN TREATING CENTRAL NERVOUS SYSTEM DISORDERS

SUMMARY

5 This invention relates to a series of substituted oxo-dipyridoimidazole derivatives, pharmaceutical compositions containing them and intermediates used in their manufacture. The compounds of the invention are ligands for the benzodiazepine site on the GABA-A receptor and display anxiolytic and anticonvulsant activity in animal models.

BACKGROUND OF THE INVENTION

10 The gamma-aminobutyric acid-A receptor (GABA-A receptor) is the most abundant inhibitory receptor in mammalian brain. It is comprised of a heteropolymeric structure that forms a chloride ion channel, and contains multiple recognition sites for the binding of molecules. The binding of GABA to its specific recognition site on the GABA-A receptor opens the ion channel
15 and allows chloride ions to flow into the nerve cell. This chloride ion current This action hyperpolarizes the cell membrane of that neuron and thereby makes the cell less reactive to excitatory stimuli. The chloride ion current may also be regulated by various drugs that serve as positive or negative modulators of the GABA-A receptor (Puia, G. et al. *Molecular Pharm.* **1991**,
20 39, 691). The so-called benzodiazepine (BZD) receptor is a site for such allosteric modulators on the GABA-A receptor. This site mediates two opposing effects, one that amplifies the action of GABA ("positive" efficacy) and the other that reduces the action of GABA ("negative" efficacy). Agents facilitating GABA-receptor/chloride ion-channel functions via the BZD site are
25 referred to as agonists, while agents reducing such function are referred to as inverse agonists. Antagonists at this site block the effects of agonists or inverse agonists by competitively inhibiting their binding. It is thus possible to have a series of compounds in which members equally bind to the BZD site but have equal and opposite regulatory effects on the GABA-A
30 receptor/chloride ion channel. Also, within the series a continuum of activity is possible (Takada, S. et al. *J. Med. Chem.* **1988**, 31, 1738). Thus, BZD receptor ligands can induce a wide spectrum of pharmacological effects ranging from muscle relaxant, hypnotic, sedative, anxiolytic, and anticonvulsant activities, produced by full or partial agonists ("positive"), to
35 the proconvulsant, anti-inebriant, and anxiogenic activities, produced by inverse agonists ("negative"). (A further understanding of this area can be gleaned from: Mohler, H. *Arzneim.-Forsch./Drug Res.* **1992**, 42 (2a), 211; Haefely, W. et al., *Advances in Drug Research*, Academic Press, vol. 14,

1985, pp. 165-322; Skolnick, P. et al., *GABA and Benzodiazepine Receptors*, Squires, R., Ed., 1987, pp. 99-102 and references cited therein.)

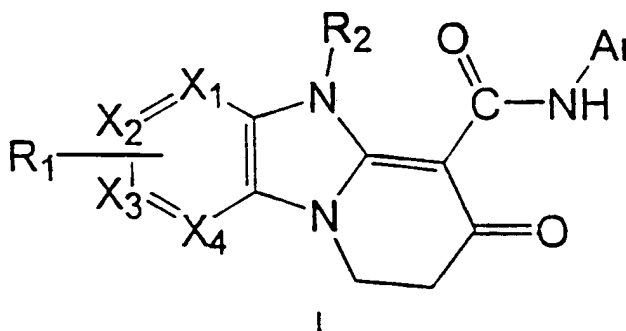
The benzodiazepines are a class of compounds which bind to the BZD receptor with high affinity. Most of the drugs in use are agonist-type ligands
 5 for the receptor. Such compounds are generally useful for their anticonvulsant, anxiolytic, sedative, and muscle relaxant effects. Antagonists of the BZD binding site are useful for the treatment of benzodiazepine drug overdose and inverse agonists are useful in managing alcoholism.

The present invention is concerned with novel compositions of matter
 10 based on oxo-dipyridoimidazole derivatives. Compounds having some structural similarity to those of the present invention are described in US Patent 5,639,760, Rida, S.M. et al. *J. Het. Chem.* 1988, 25, 1087; Soliman, F.S.G. et al. *Arch. Pharm.* 1984, 317, 951; Volovenko, Y.M. et al. U.S.S.R. Patent SU 1027166 (*Chem Abs.* 99(25) 212524t); Ohta, S. et al. *Heterocycles*
 15 1991, 32, 1923; Ohta, S. et al. *Chem. Pharm. Bull.* 1991, 39, 2787.

SUMMARY OF THE INVENTION

The present invention is directed to compounds of Formula I

20



Ar is selected from the group consisting of C₁₋₁₂alkyl, cyclo C₃₋₁₀alkyl, phenyl;
 25 substituted phenyl (where the phenyl substituents are independently selected from one or more of halogen, C₁₋₅alkyl, perfluoroC₁₋₅alkyl, nitro, C₁₋₅alkoxy, amino, C₁₋₅alkylamino, di C₁₋₅alkylamino, cyano, carboxy, C₁₋₅alkoxycarbonyl, aminocarbonyl, and aminosulfonyl), araC₁₋₅alkyl substituted araC₁₋₅alkyl (where the phenyl substituents are independently
 30 selected from one or more of halogen, C₁₋₅alkyl, perfluoroC₁₋₅alkyl, nitro, C₁₋₅alkoxy, amino, C₁₋₅alkylamino, diC₁₋₅alkylamino, cyano, carboxy, C₁₋₅alkoxycarbonyl, aminocarbonyl, and aminosulfonyl), a heteroaryl containing 5 to 7 ring atoms where at least one ring atom is selected from

nitrogen, oxygen or sulfur, a substituted heteroaryl containing 5 to 7 ring atoms where at least one ring atom is selected from nitrogen, oxygen or sulfur (where the substituents are independently selected from one or more of halogen, C₁₋₅alkyl and perfluoroC₁₋₅alkyl), heteroarylC₁₋₂alkyl, and substituted heteroarylC₁₋₂alkyl (where the substituents are independently selected from one or more of halogen, C₁₋₅alkyl and perfluoroC₁₋₅alkyl),

R₁ is selected from the group consisting of hydrogen, C₁₋₁₂alkyl, C₁₋₅alkoxy, halogen, nitro, phenoxy, substituted phenoxy (where the phenyl substituents are C₁₋₅alkyl and halogen), phenylC₁₋₅alkoxy and substituted phenylC₁₋₅alkoxy (where the phenyl substituents are C₁₋₅alkyl and halogen);

R₂ is selected from the group consisting of hydrogen, C₁₋₁₂alkyl, C₃₋₁₀cycloalkyl, C₁₋₅alkoxyC₁₋₅alkyl, aminoC₁₋₅alkyl, arylC₁₋₅alkyl, substituted arylC₁₋₅alkyl, (where the substituents are independently selected from one or more of halogen, C₁₋₅alkyl and perfluoroC₁₋₅alkyl) and heteroarylC₁₋₅alkyl, where heteroaryl contains 5-7 ring atoms where at least one ring atom is selected from nitrogen, oxygen or sulfur;

X₁-X₄ is N or C
with the proviso that one and only one of X₁-X₄ is N and the rest are C;

or pharmaceutically acceptable salts thereof.

The compounds of formula I are useful in treating central nervous system disorders. Particularly, the compounds are ligands for the BZD binding site on GABA-A receptors. Since the compounds are competitive binders for the BZD receptor, it is anticipated that they are useful as antidotes for benzodiazepine related drug overdoses. In addition, the compounds demonstrate anxiolytic, anticonvulsant, muscle relaxant and hypnotic/sedative activity in animal models. Aside from their demonstrated activity, the compounds are expected to be useful in a variety of CNS disorders related to the BZD binding site such as antiepileptics, anti-inebriants, and the like.

The present invention also comprises pharmaceutical compositions containing one or more of the compounds of formula I and methods for the treatment of disorders to the central nervous system including convulsions

such as epileptic seizures, anxiety, muscular spasms, sleep disorders, and benzodiazepine overdoses employing a compound of formula I.

DETAILED DESCRIPTION OF THE INVENTION

5 As used herein unless otherwise noted the terms "alkyl" and "alkoxy" whether used alone or as part of a substituent group, include straight and branched chains. For example, alkyl radicals include methyl, ethyl, propyl, isopropyl, butyl, isobutyl, sec-butyl, t-butyl, pentyl, 2-methyl-3-butyl, 1-methylbutyl, 2-methylbutyl, neopentyl, hexyl, 1-methylpentyl, 3-methylpentyl.
10 Alkoxy radicals are oxygen ethers formed from the previously described straight or branched chain alkyl groups.

 The term "aryl" as used herein alone or in combination with other terms indicates aromatic hydrocarbon groups such as phenyl or naphthyl. The term "aralkyl" means a radical containing a lower alkyl group substituted with an
15 aryl radical. With reference to substituents, the term "independently" means that when more than one of such substituent is possible, such substituents may be the same or different from each other.

 The term "heteroaryl" includes aromatic compounds containing at least one heteroatom selected from nitrogen, oxygen, or sulfur. The heteroaryl
20 compounds may consist of one or more aromatic rings fused together. Example of such heteroaryls include but are not restricted to the following: pyridine, pyridinylmethyl, thiazole, pyrimidine, indoline, quinoline, indazole, benzofuran, triazine, pyrazine, isoquinoline, isoxazole, thiazole, thiophene, thiadiazole, benzothiazole, triazole, and benzotriazole. The points of
25 attachment of said heteroaryls is determined by the availability of known amino-substituted heteroaryls. For example, 2-aminopyridine, 3-aminopyridine, and 4aminopyridine are known and are used to prepare compounds the corresponding compounds of formula I.

 When compounds contain a basic moiety, acid addition salts may be
30 prepared and may be chosen from hydrochloric, hydrobromic, hydroiodic, perchloric, sulfuric, nitric, phosphoric, acetic, propionic, glycolic, lactic, pyruvic, oxalic, malonic, succinic, maleic, fumaric, malic, tartaric, citric, benzoic, cinnamic, mandelic, methanesulfonic, p-toluenesulfonic, cyclohexanesulfamic, salicylic, 2-phenoxybenzoic, 2-acetoxybenzoic, or
35 saccharin, and the like. Such salts can are made by reacting the free base of compounds of formula I with the acid and isolating the salt.

 Compounds of formula I can also be treated with a base to prepare the salt of the enolate formed. Such pharmaceutically acceptable salts may

include but are not restricted to: alkali metal salts such as sodium or potassium; ammonium salts; monoalkylammonium salts; dialkylammonium salts; trialkylammonium salts; tetraalkylammonium salts; and tromethamine salts.

5 Hydrates and other solvates of the compound of formula I are also included within the scope of this invention and included within the definition of formula I.

 The compounds of formula I may be prepared as outlined in Scheme 1.

10 An aminonitropyridine derivative II, such as 3-amino-4-nitropyridine, may be treated with a mixture of acrylonitrile and a suitable base such as Triton B (*N*-benzyltriethylammonium hydroxide) in an appropriate solvent such as dioxane at room temperature for 1-4 days to give the illustrated nitrile derivative III. Treatment of derivative III with a suitable reduction catalyst
15 such as Pd/C in an appropriate solvent such as ethyl acetate under hydrogen atmosphere of about 50-60 psig for about 3-12h gives the amino derivative IV. This derivative may be heated with ethyl ethoxycarbonylacetimidate hydrochloride in a suitable solvent such as EtOH for about 4-24 h to give the the ester V. Treatment of derivative V with an anhydrous acid such as HCl(g)
20 in an appropriate solvent such as EtOH at reflux for 4-24 h gives the diester VI. This diester may be treated with a suitable base such as sodium ethoxide in an appropriate solvent such as EtOH for about 12-24 h at room temperature followed by treatment with ethanolic HCl to give the derivative VII

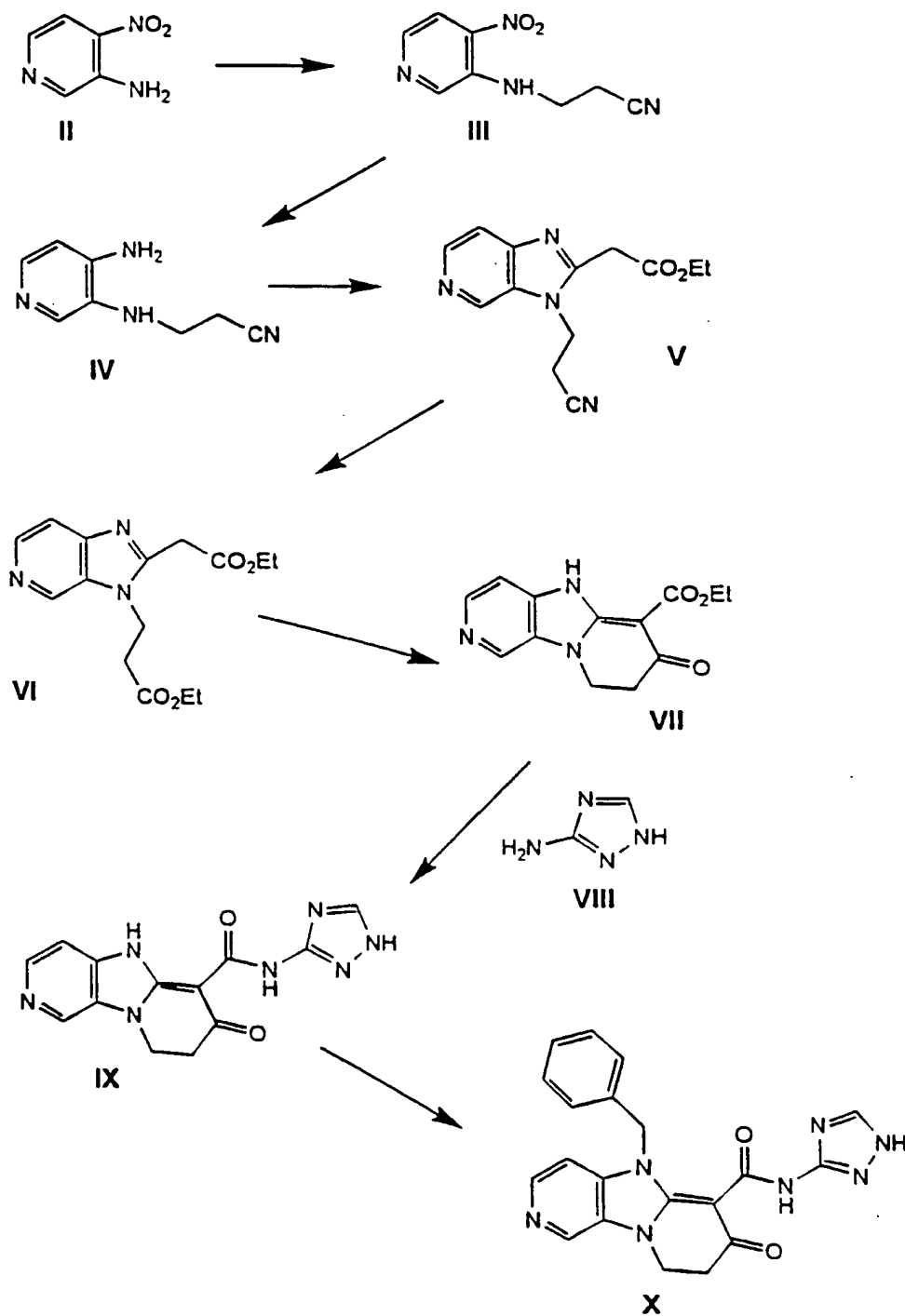
25 Derivative VII is heated to reflux with the appropriate substituted amine derivative VIII, such as 3-amino-1,2,4-triazole, in a suitable solvent such as xylene for about 1-24 h to give compounds of formula I, the amide derivatives IX. These compounds may be selectively alkylated in the N5 position using the method Mitsunobu (see Hughes, D. *Organic Reactions*, 42, 355-
30 656) or the recently reported modified procedures (see Tsunoda, *Tetrahedron Letters* 1993, 34, 1639-1642 and Tsunoda, *Chemistry Letters* 1994, 539-542). Treatment of compounds IX with an appropriately substituted alcohol such as benzylalcohol and 1-5 equivalents of a suitable activating agent such as diethylazodicarboxylate (DEAD),
35 azodicarbonyldipiperidine (ADDP), or 1,1-azobis(*N,N*dimethylformamide) (TMAD) and an appropriate trisubstituted phosphine such as triphenylphosphine or tributylphosphine in an appropriate solvent such as benzene, THF, or DMF at about 0 degrees C to room temperature for about

1-24 hr can provide the desired N5-substituted pyrrolobenzimidazopyridine derivatives X.

This scheme may be used to produce all of the compounds of formula I. Although the illustrated scheme produces a compound where X₁, X₂, and X₄ are C, where X₃ is nitrogen, R₁ is hydrogen, R₂ is H (or aralkyl) and Ar is 1,2,4-triazol-3-yl, the starting material II may be modified to produce other substitution patterns. For example if one replaces the illustrated derivative II (3-amino-4-nitropyridine) with 1-amino-2-nitropyridine and carries out the remaining steps as illustrated a compound of formula 1 where X₂, X₃, and X₁ are C, where X₄ is nitrogen, R₁ is hydrogen, R₂ is H (or aralkyl) and Ar is 1,2,4-triazol-3-yl is produced. To produce compounds where R₁ is other than hydrogen if compounds are desired starting material II may be modified to one of the known substituted aminonitropyridines. For example, to produce a compound where X₂, X₃, and X₁ are C, where X₄ is nitrogen, R₂ is H (or aralkyl), Ar is 1,2,4-triazol-3-yl and there are 2 R₁s (3-chloro and 4-methyl), simply replace the illustrated starting material with 2-amino-6-chloro-5-methyl-3-nitropyridine.

To produce compounds where Ar is other than 1,2,4-triazol-3-yl, replace the illustrated derivative VII with other amines such as 2,3 or 5-aminopyridine, 2-aminothiazole, 2-aminothiazole, aniline and the like. Finally to produce compounds where R₂ is other than benzyl, replace the alkylating agent with an alkanol such as ethanol.

Scheme 1



The compounds of this invention were tested for affinity for the benzodiazepine sites of the GABA-A receptor. Since compounds which bind to this receptor can be useful in treating central nervous system disorders, the compounds were also tested in appropriate screens to evaluate specific

activities. The results of the various screens are shown in Table 1. Not all compounds were tested in each of the screens. A blank next to a particular compound indicates that the compound was not tested in that screen.

5

Benzodiazepine Receptor Binding Assay

Selected compounds, which were prepared according to the experimental details given in the following examples, were tested for binding to the benzodiazepine site of the GABA-A receptor (Williams, M. et al., *J. Pharm. Exper. Therap.* 1988, 248, 89). The ability of the compounds of the invention to inhibit the binding of flunitrazepam to prepared receptors was assessed. For each sample, membranes from ca. 10 mg of tissue were incubated in a K_2HPO_4 -buffered incubation medium (final concentration = 2.0 mL). The concentration of ligand (3H -flunitrazepam) was ca. 3 nM. Samples were incubated 10-20 min at 25°C, after which the membrane material and bound ligand was collected on glass fiber filter sheets using vacuum filtration. The collected material was washed with 10 mM HEPES buffered solution, and the radioactivity associated with each sample was measured by liquid scintillation spectrometry. The binding of the test drug to the receptor was determined by comparing the amount of radiolabeled ligand bound in control samples to the amount of ligand bound in the presence of the drug. Concentration-response data were analyzed in a variety of ways. The IC_{50} was usually calculated by transforming the data to a log-logit format, then performing a linear regression analysis. This procedure provides a Hill coefficient as well as the IC_{50} value. The IC_{50} value, for all tested compounds is listed in Tables 1. An IC_{50} value of over 10,000 for a particular compound indicates that the compound was not active in this screen. This screen is a general screen and compounds active in this screen are considered active in treating one or more disorders of the central nervous system.

30

Assay to Measure the Suppression of Anxiety in the Adult Male Rat

The anxiolytic activity of selected compounds of the invention was assessed by determining their ability to encourage behavior that had been suppressed by punishment (Vogel, J.R. et al. *Psychopharmacology* 1971, 21, 1). Male rats were deprived of water for 48 hours and were deprived of food for 24 hours prior to testing. After the first 24 hours of water deprivation, they were placed in the conflict chamber for a training period; wherein, they were allowed 200 unpunished licks from a bottle containing tap water. The

35

experiment was run the next day. At the expected time of peak activity, the animals were placed in the chamber and allowed access to tap water. If they failed to drink, the experiment was terminated in 5 min, and animals were evaluated for signs of CNS depression. Their first lick initiates a 3-min test session. Subsequently, every 20th lick was punished by a 0.2-s shock delivered via the stainless-steel drinking-tube. Vehicle-treated control animals generally were willing to accept a median number of 3 to 8 shocks per test session. Animals treated with an active anxiolytic drug tolerated significantly more shocks than control animals. The Wilcoxon rank-sum test (Mann-Whitney U-test) was used to test for an increase ($p < 0.05$, 1-tailed) in the median number of shocks in drug-treated groups, compared to a concurrently run vehicle-treated group. The biological assay is considered to be valid if the effects of a known anxiolytic (positive control) are detected, within the same experiment. A compound was considered active if there is a significant difference in the median number of shocks tolerated between the drug-treated group and the control group. The minimum effective doses (MED) for the active compounds of the invention are listed in Tables 1. The MED was defined as the minimum dose of the drug-treatment as analyzed using the Wilcoxon rank-sum test (SAS; Statistical Analysis System, version 5.16). If the MED value is greater than 10, an active dose of the compound being tested had not been determined.

-
Assay to Determine the Suppression of Metrazol-Induced Convulsions in Adult Male Rats and Mice

Selected compounds of the invention were tested for their ability to reduce metrazol-induced convulsions in mice (Swinyard, E.A. *J. Am. Pharm Assoc.* 1949, 38, 201). Male CD₁ mice, were fasted at least 16 hours, were divided into equal groups and test compounds or vehicle were administered parenterally. Water was not withheld except during the period of observations. At the time of suspected peak activity, anti-pentylentetrazol (anti-metrazol) activity was evaluated by the subcutaneous administration of the CD₉₀ dose of metrazol (the dose of metrazol was determined from the dose-response curve producing clonic convulsions in 90% of animals that received the corresponding vehicle for this experiment). Metrazol was dissolved in 0.9% sodium chloride solution, and its dose volume was 10 ml/kg. Animals were housed individually for observation of clonic convulsions, tonic convulsions and death for a period of 30 min. Test compounds that blocked the clonic seizure component of the convulsion in at

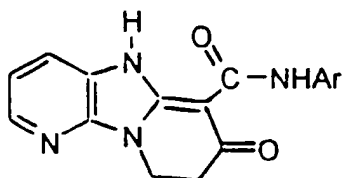
least 50% of the animals were considered active. The biological assay was considered to be valid if the effects of a known anticonvulsant (positive control) were detected, within the same experiment. Activity was reported as percent reduction of clonic convulsions from the vehicle group. The ED₅₀ values of active compounds were calculated by the method of probits (Finney, D.J. 1971. Probit Analysis. London: Cambridge University Press) and are listed in Tables 1. An ED₅₀ value of greater than 30 indicates that an active dose for the compound being tested had not been determined. Compounds active in this screen are considered active anticonvulsant / antiepileptic agents.

Horizontal Screen Test for Motor Coordination

Some of the compounds of the invention were tested for their ability to act as general CNS agents and particularly as skeletal muscle relaxants and hypnotics/sedatives (Coughenour, L.L. et al. *Pharm. Biochem. Behav.* 1977, 6, 351). Male CD₁ mice, fasted for at least 16 hours but allowed access to water except during the period of observation, were placed on a horizontally-held screen (mesh size 1/4", wire diameter approximately 1.0 mm). The screen was inverted and mice which successfully climb to the top side of the screen within one minute were selected for testing. Selected mice were weighed and divided into equal groups. Test compounds or vehicle were administered to those mice parenterally. At a pre-determined interval (or intervals) after administration, the animals were tested for their ability to climb to the top side of the inverted screen (pass the test). Activity is reported as the percent reduction in the number of animals that pass the test in each treatment group relative to the corresponding vehicle-treated group. Percent Reduction = 100 X ([Percent Pass in Vehicle Group] - [Percent Pass in Test Group]/Percent Pass in Vehicle Group). Test compounds which produce a 50% or greater reduction in the number passing the test were considered active. ED₅₀ values of the active compounds were calculated by the method of probits (Finney, D.J. 1971. Probit Analysis. London: Cambridge University Press) and are listed in Tables 1 to 5. An ED₅₀ value of greater than 300 indicates that an active dose for the compound being tested had not been determined.

35

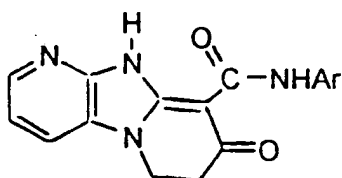
Table 1



5

CP#	Ar	Anticonflict		Antimetrazol		Horizontal screen		³ H-Flunitrazepam IC50
		PO	IP	PO	IP	PO	IP	
1	2-FPh	>30	>10	>30	10	>30	10	291
2	Ph	>30	>10	>30	>10	>30	>10	>4348
10	3	4-pyridyl	>30	>10	>30	>10	>30	>10000
4	2,4,6-F ₃ Ph	>30	>10	>30	ca10	>30	ca10	1960

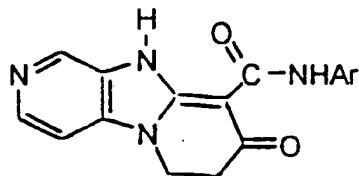
Table 2



15

CP#	Ar	Anticonflict		Antimetrazol		Horizontal		³ H-Flunitrazepam IC50
		PO	IP	PO	IP	PO	IP	
5	2-FPh	>30	10	10	1	>30	3	3.5
6	Ph	30	>10	<30	3	>30	3	8.3
20	7	4-pyridyl	10	30	>10	>30	>10	619
8	2,4,6-F ₃ Ph	>30	>10	>30	10	>30	>30	220
9	2,6-F ₂ Ph		>10	>10	ca. 30	ca. 30	>30	ca. 10 30.1

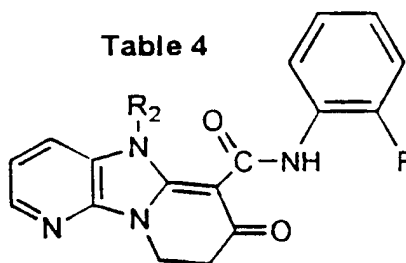
Table 3



5

CP#	Ar	Anticonflict MED (mg/kg)		Antimetrazol ED ₅₀ (mg/kg)		Horizontal ED ₅₀ (mg/kg)		³ H-Flunitrazepam IC ₅₀
		PO	IP	PO	IP	PO	IP	
10	2,6-F ₂ Ph	ca. 3	>10	>30	>10	-	-	17.7

Table 4



10

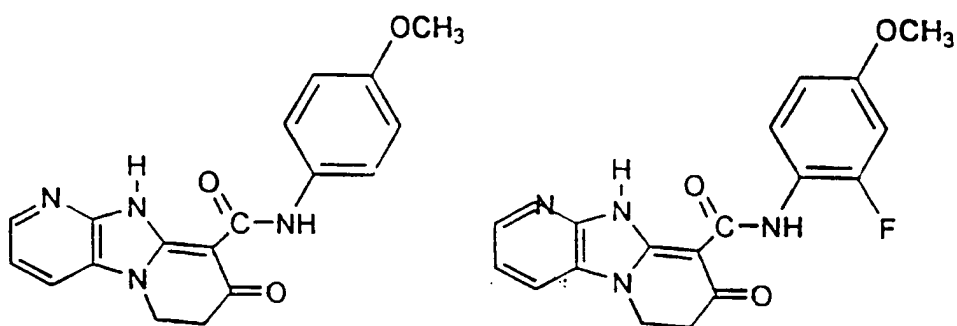
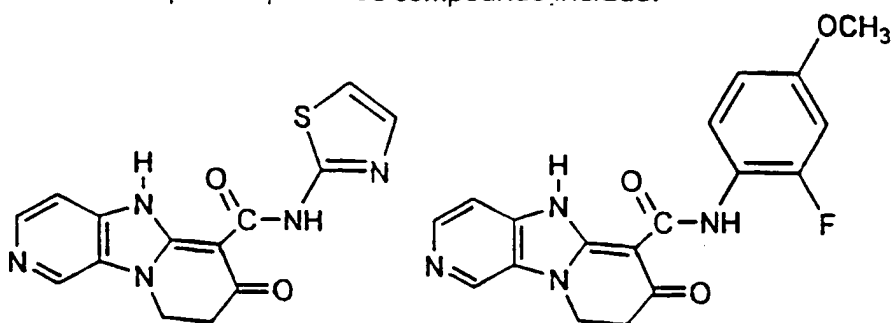
15

CP#	R ₂	Anticonflict MED (mg/kg)		Antimetrazol ED ₅₀ (mg/kg)		Horizontal screen ED ₅₀ (mg/kg)		³ H-Flunitrazepam IC ₅₀
		PO	IP	PO	IP	PO	IP	
11	MeO(CH ₂) ₂	>10						285
12	CH ₃	>10						>312

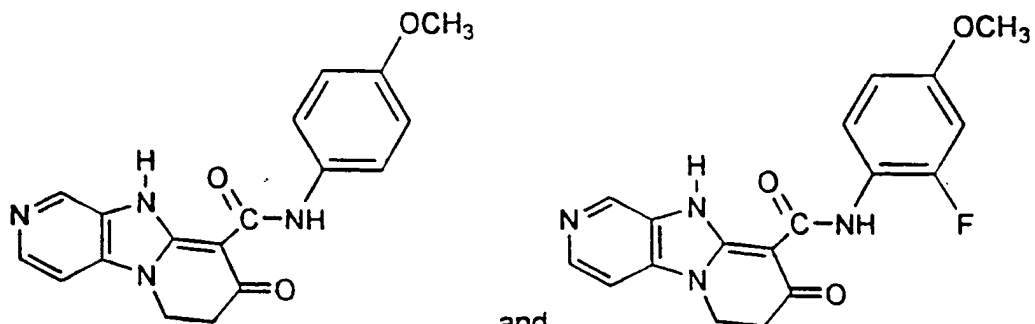
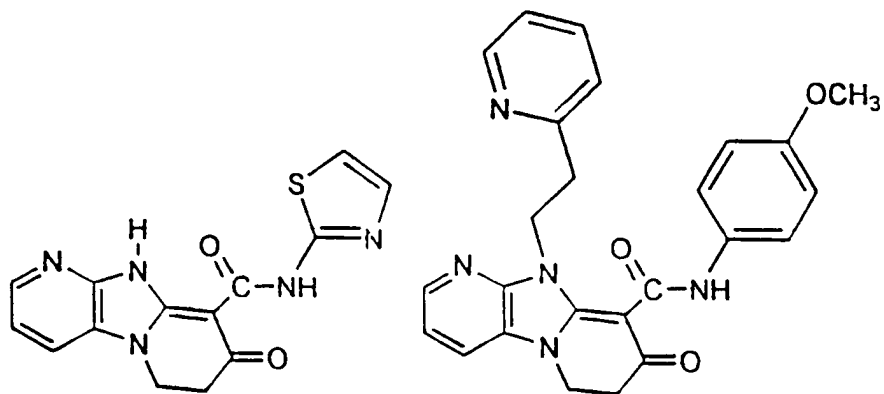
20

Although the claimed compounds are useful as modulators of the benzodiazepine receptor, some compounds are more active than others. These compounds are either preferred or particularly preferred.

Examples of preferred compounds include:



5



, and

Examples of particularly preferred compounds of formula I include:

- 5 8,9-dihydro-7-keto-*N*-(2-fluorophenyl)dipyrido [1,2-*a*: 3', 2'-
d]imidazole-6-carboxamide-5-methoxyethyl; i.e., where R₁ is
hydrogen, R₂ is methoxyethyl, X₄ is nitrogen, X₁ = X₂ = X₃ = CH, Ar
is 2-fluorophenyl;
- 6,7-dihydro-8-keto-*N*-(2-fluorophenyl)dipyrido[1,2-*a*:2',3'-
d]imidazole-9-carboxamide; i.e., where R₁ and R₂ is hydrogen, X₁ is
nitrogen, X₂ = X₃ = X₄ = CH, Ar is 2-fluorophenyl;
- 10 6,7-dihydro-8-keto-*N*-phenyldipyrido[1,2-*a*:2',3'-d]imidazole-9-
carboxamide; i.e., where R₁ and R₂ is hydrogen, X₁ is nitrogen, X₂
= X₃ = X₄ = CH, Ar is phenyl;
- 6,7-dihydro-8-keto-*N*-(4-pyridyl)dipyrido[1,2-*a*:2',3'-d]imidazole-9-
carboxamide; i.e., where R₁ and R₂ is hydrogen, X₁ is nitrogen, X₂
= X₃ = X₄ = CH, Ar is 4-pyridyl;
- 15 6,7-dihydro-8-keto-*N*-(2,4,6-trifluorophenyl)dipyrido[1,2-*a*:2',3'-
d]imidazole-9-carboxamide; i.e., where R₁ and R₂ is hydrogen, X₁ is
nitrogen, X₂ = X₃ = X₄ = CH, Ar is 2,4,6-trifluorophenyl;
- 6,7-dihydro-8-keto-*N*-(2,6-difluorophenyl)dipyrido[1,2-*a*:2',3'-
d]imidazole-9-carboxamide; i.e., where R₁ and R₂ is hydrogen, X₁ is
20 nitrogen, X₂ = X₃ = X₄ = CH, Ar is 2,6-difluorophenyl; and
- 6,7-dihydro-8-keto-*N*-(2,6-difluorophenyl)dipyrido[1,2-*a*:3',4'-
d]imidazole-9-carboxamide; i.e., where R₁ and R₂ is hydrogen, X₂ is
nitrogen, X₁ = X₃ = X₄ = CH, Ar is 2,6-difluorophenyl.

To prepare the pharmaceutical compositions of this invention, one or
25 more compounds or salts thereof, as the active ingredient, is intimately
admixed with a pharmaceutical carrier according to conventional
pharmaceutical compounding techniques, which carrier may take a wide
variety of forms depending on the form of preparation desired for
administration, e.g., oral or parenteral. In preparing the compositions in oral
30 dosage form, any of the usual pharmaceutical media may be employed. Thus
for liquid oral preparations, such as for example, suspensions, elixirs and
solutions, suitable carriers and additives include water, glycols, oils, alcohols,
flavoring agents, preservatives, coloring agents and the like; for solid oral
preparations such as, for example, powders, capsules and tablets, suitable
35 carriers and additives include starches, sugars, diluents, granulating agents,
lubricants, binders, disintegrating agents and the like. Because of their ease
in administration, tablets and capsules represent the most advantageous oral
dosage form, in which case solid pharmaceutical carriers are obviously

employed. If desired, tablets may be sugar coated or enteric coated by standard techniques. For parenterals, the carrier will usually comprise sterile water, though other ingredients, for example, for purposes such as aiding solubility or for preservation, may be included. Injectable suspensions may
5 also be prepared, in which case appropriate liquid carriers, suspending agents and the like may be employed. The pharmaceutical compositions herein will preferably contain per dosage unit, e.g., tablet, capsule, powder, injection, teaspoonful and the like, from about 5 to about 500 mg of the active ingredient, although other unit dosages may be employed.

10 In therapeutic use in treating disorders of the central nervous system in mammals, the compounds of this invention may be administered in an amount of from about 0.2 to 25 mg/kg per day. In therapeutic use as an anxiolytic, the compounds of the invention may be administered in an amount from about 0.2 to 25 mg/kg per day. In therapeutic use as an anticonvulsant
15 /antiepileptic, the compounds of the invention may be administered in an amount from about 0.2 to 25 mg/kg per day. In therapeutic use as an agent for treating benzodiazepine overdoses, the compounds of the invention may be administered in an amount from about 0.2 to 25 mg/kg per day. In therapeutic use as a sedative/hypnotic, a therapeutically effective amount is
20 from about 0.2 to 25 mg/kg per day. As a muscle relaxant about 0.2 to 25 mg/kg per day of the compounds of this invention may be used. Determination of optimum dosages for a particular situation is within the capabilities of formulators.

In order to illustrate the invention, the following examples are included.
25 These examples do not limit the invention. They are meant to illustrate and suggest a method of practicing the invention. Although there are other methods of practicing this invention, those methods are deemed to be within the scope of this invention.

EXAMPLES

Melting point determinations were carried out on a Thomas Hoover or Mel-Temp melting point apparatus and are corrected unless otherwise specified. Each compound has at least two analytical results (elemental analysis, IR, ¹H NMR, MS) that are consistent with its assigned structures. The infrared spectra (KBr) were recorded on a Nicolet SX 60 FT spectrometer and are expressed in reciprocal centimeters. Nuclear magnetic resonance (NMR) spectra for hydrogen atoms were measured in the indicated solvent with tetramethylsilane (TMS) as the internal standard on a Bruker AM-360 (360 MHz), AM-400 (400 MHz), or AT-300 (300 MHz) spectrometer. The values are expressed in parts per million downfield from TMS. The elemental analyses were measured by Atlantic Microlabs (Atlanta, GA), Galbraith Labs (Knoxville, Tenn.) or in house and are expressed in percentage by weight of each element per total molecular weight. The mass spectra (MS) were determined on a Finnigan 3300 spectrometer (methane), using desorption chemical ionization techniques. All preparative column chromatography were run using a Waters Prep 500A HPLC (silica gel) employing the appropriate commercially available solvent. Unless otherwise noted, the materials used in the examples were obtained from readily available commercial suppliers or synthesized by standard methods known to anyone skilled in the art of chemical synthesis. The substituent groups, which vary between examples are hydrogen unless otherwise noted.

EXAMPLE 1

8,9-Dihydro-7-keto-N-phenyldipyrido [1,2-a:3',2'-d] imidazole-6-carboxamide (CP # 2)

A 40 % solution of benzyltrimethylammonium hydroxide in MeOH (3.4 mL) was added to a solution of 2-amino-3-nitropyridine (50g, 0.34 moles) in dioxane (800 mL) at room temperature. Acrylonitrile (84.4 mL, 1.28 moles) was added dropwise to the reaction mixture which was maintained at a temperature of 35-40 °C by means of an external ice bath. The resulting mixture was stirred at room temperature for 24 h and concentrated under vacuum to give a dark yellow solid (73.0g), which was recrystallized three times in 95 % ethanol to give the appropriate nitrile derivative III (29.7g, 45% yield) as a light yellow solid.

A solution of this nitrile derivative III (29.2 g, 0.15 mol) and 10% Pd/C (3.0g) in THF (750 mL) was placed in a Parr bottle and pressurized at 50-60

psig for 3-4 h. The resulting was filtered and concentrated in vacuo to give the desired amino nitrile derivative IV as a semisolid.

A mixture of this aminonitrile derivative IV (25.23g, 0.16 mol), ethylethoxycarbonylacetimidate hydrochloride (61.4g, 0.32 mole) in absolute EtOH (390 mL) was heated under reflux under argon for 12 h and was allowed to cool to room temperature overnight. The mixture was filtered, and filtrate concentrated in vacuo to a gray residue, which was redissolved in methylene chloride, washed once with water, once with brine, dried (Na_2SO_4), filtered, and concentrated in vacuo. The residue was recrystallized in IPA to give the appropriate cyanoalkyl pyridoimidazole V as a pale yellow solid.

Cyanoalkyl pyridoimidazole derivative V (23g, 0.09 mol) was treated with 6N ethanolic HCL (470 mL) and the mixture was stirred under argon for 14 h. The solution was concentrated in vacuo to a syrup, which was treated with ice and water, neutralized with 15% NaOH (temperature of solution kept below 40°C) to pH 8 and extracted into ethyl acetate, washed with brine, dried (Na_2SO_4) filtered, and concentrated in vacuo to give desired diester VI as a light brown syrup.

Sodium (2.02g, 0.09 mol) was added to a stirred solution of absolute EtOH (250 mL) under argon atmosphere until all solids dissolved. A solution of diester derivative VI (25g, 0.08 mol) was added dropwise to this solution, and the mixture was stirred for 24 h. The mixture was concentrated in vacuo to a yellow solid, which was suspended in water (50 mL) and the pH was adjusted to 8 with 1N HCL. The resulting solid was isolated (filtered) and air dried to give the appropriate pyrroloimidazopyrindine carboxylate VII as a solid: mp 234-237.

Anal. Calcd for $\text{C}_{13}\text{H}_{13}\text{N}_3\text{O}_3$	C, 60.22; H, 5.05; N, 16.21
Found:	C, 60.00; H, 5.00; N, 15.76

The derivative VII ($\text{X}_1=\text{X}_2=\text{X}_3=\text{H}$, $\text{X}_4=\text{N}$, 1.5 g, 5.8 mmol) and aniline (1.22g, 13.2 mmol) were combined in xylenes (60 mL) and heated to reflux for 6 h in a flask fitted with a Dean Stark trap. The resulting solid was filtered from the cooled reaction mixture and recrystallized from a mixture of methylene chloride and methanol to give compound #2 as a light yellow solid: mp 240-244°C; CI-ms: m/z 307 (M+1).

Anal. Calcd for $\text{C}_{17}\text{H}_{14}\text{N}_4\text{O}_2$:	C, 66.66; H, 4.61; N, 18.29
Found:	C, 66.56; H, 4.66; N, 18.29

Compounds #1, 3, and 4 were prepared in the same manner, and their physical properties are listed in Table 4.

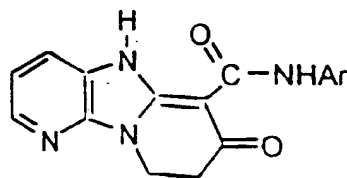
5

EXAMPLE 2. C.P.s # 5-9

3-Amino-2-nitropyridine was synthesized by the method described in US patent 4,952,697; by reacting 3-aminopyridine with urea, nitrating the product formed to di(nitropyridyl)urea followed by hydrolysis.

An appropriately substituted aminonitropyridine was converted to a substituted derivative VII ($X_2=X_3=X_4=H$, $X_1=N$; 1 mmolar equivalent) by the method used in Example 1. This dipyridoimidazole carboxylate was then combined with a suitable amine (1.2-3.0 mmolar equivalents) in xylenes (5 mL) and heated at reflux for 1-6 h in a flask which may sometimes be fitted with a Dean Stark trap. The resulting solid was isolated from the reaction mixture and recrystallized from a suitable solvent to give the desired dipyridoimidazole carboxamide derivative VIII (compounds # 5-9) as a solid.

TABLE 5

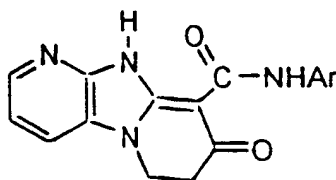


20

CP #	Ar	m p, °C	C	H	N	Empirical Formula
1	2-FPh	263-265	62.86	3.92	17.33	$C_{17}H_{13}FN_4O_2$
2	Ph	240-244	66.58	4.66	18.29	$C_{17}H_{14}N_4O_2$
3	4-pyridyl	268-269	61.52	4.22	22.56	$C_{16}H_{13}N_5O_2^a$
25	2,4,6-F ₃ Ph	214-216	56.92	3.49	15.29	$C_{17}H_{11}F_3N_4O_2^b$

Solvates present (moles): a 0.20 H₂O; b 0.25 ethanolate

TABLE 6



30

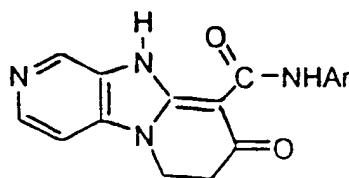
CP #	Ar	m p, °C	C	H	N	Empirical Formula
------	----	---------	---	---	---	-------------------

5	2-FPh	271-274	62.64	3.84	17.31	C ₁₇ H ₁₃ FN ₄ O ₂	
6	Ph	259-261	66.37	4.32	18.47	C ₁₇ H ₁₄ N ₄ O ₂	
7	4-pyridyl	305-307	62.07	4.03	22.49	C ₁₈ H ₁₃ N ₅ O ₂ ^c	
8	2,4,6-F ₃ Ph	283-284	56.16	2.93	15.49	C ₁₇ H ₁₁ F ₃ N ₄ O ₂	
5	9	2,6-F ₂ Ph	271-273	59.61	3.53	16.39	C ₁₇ H ₁₂ F ₂ N ₄ O ₂

Solvates present (moles): c 0.10 H₂O.

TABLE 7

10



CP #	Ar	m.p. °C	C	H	N	Empirical Formula
10	2,6-F ₂ Ph	205-207	50.88	3.86	13.81	C ₁₇ H ₁₂ F ₂ N ₄ O ₂ ^d

15 Solvates present (moles): d 1.2 H₂O. Purified as the mono hydrochloric acid salt.

EXAMPLE 3

20 6,7-Dihydro-8-keto-N-(2,6-Difluorophenyl)dipyridof1,2-a:3',4'-d]imidazole-9-carboxamide, CP #10.

4-Amino-3-nitropyridine was synthesized by a literature reference [Harris M. G. and Stewart R. *Can. J. Chem.* 55, 3800 (1977)]; by nitration of 4-aminopyridine with conc. sulfuric acid and fuming nitric acid. This aminonitropyridine was then converted to the aminopropionitrile derivative IV by the method described in Example 1.

25 A mixture of aminopropionitrile derivative IV (X₁=X₃=X₄=H, X₂=N, 110.03 g, 0.062 mol), triethylamine (6.90 g, 0.068 mol) in methylene chloride (300 mL) was cooled to 5°C and treated with ethyl malonyl chloride (10.25g, 0.068 mole). The reaction mixture was stirred at room temperature for 18 h. The mixture was filtered, and filtrate was concentrated in vacuo to a gray residue, which was heated neat at 142°C for 30 min, cooled and purified on prep 500 HPLC (eluted: EtOAc/MeOH: 16:1) to give the appropriate cyanoalkyl pyridoimidazole V as a light yellow solid.

35 The appropriate cyanoalkyl pyridoimidazole derivative V (1.52g, 5.9 mmol) was treated with 6N ethanolic HCl (50 mL) and the mixture was stirred

under argon for 5 h. The solution was concentrated in vacuo to a syrup, which was treated with ice and water, neutralized with 15% NaOH (temperature of solution kept below 40°C) to pH 8 and extracted into ethyl acetate, dried (Na₂SO₄) and concentrated in vacuo to give desired diester VI as a light brown syrup.

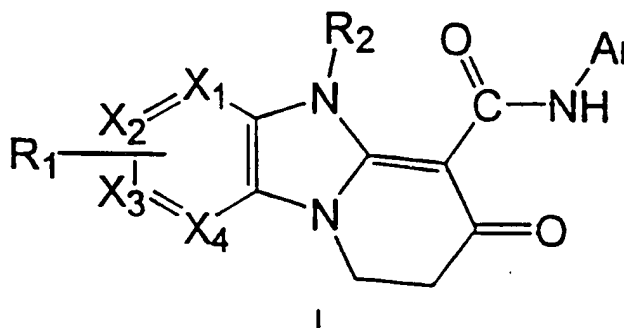
Sodium (0.13g, 0.006 mol) was added to a stirred solution of absolute EtOH (40 mL) under argon atmosphere until all of the solids dissolved. A solution of the diester derivative VI (1.00g, 3.3mmol) in absolute ethanol (10 mL) was added dropwise to this solution, and mixture stirred for 6.5 h. Mixture was cooled to 5°C and treated with 6N ethanolic hydrochloric acid to pH = 7. The resultant solid was filtered to give derivative VII as a light yellow solid.

The carboxylate derivative VII (0.35 g, 1.4 mmol) and 2,6-difluoroaniline (0.23g, 1.8 mmol) were combined in xylenes (10 mL) and heated to reflux for 6 h. The resulting solid was filtered from the cooled reaction mixture and treated with ethanolic HCl to give the crude hydrochloric acid salt which was recrystallized from 95% ethanol to give the title compound as a light yellow solid: mp 205-207°C; CI-ms: m/z 343 (M+1).

20	Anal. Calcd for C ₁₇ H ₁₄ F ₂ N ₄ O ₂ •HCl•1.2H ₂ O	C, 51.00; H, 3.87; N, 13.99
	Found:	C, 50.88; H, 3.86; N, 13.81

What is claimed is:

1. A compound having central nervous system activity of the formula I



5

wherein:

Ar is selected from the group consisting of C₁₋₁₂alkyl, cycloC₃₋₁₀alkyl, phenyl; substituted phenyl (where the phenyl substituents are independently selected from one or more of halogen, C₁₋₅alkyl, perfluoroC₁₋₅alkyl, nitro, C₁₋₅alkoxy, amino, C₁₋₅alkylamino, di C₁₋₅alkylamino, cyano, carboxy, C₁₋₅alkoxycarbonyl, aminocarbonyl, and aminosulfonyl), araC₁₋₅alkyl, substituted araC₁₋₅alkyl (where the phenyl substituents are independently selected from one or more of halogen, C₁₋₅alkyl, perfluoroC₁₋₅alkyl, nitro, C₁₋₅alkoxy, amino, C₁₋₅alkylamino, diC₁₋₅alkylamino, cyano, carboxy, C₁₋₅alkoxycarbonyl, aminocarbonyl, and aminosulfonyl), a heteroaryl containing 5 to 7 ring atoms where at least one ring atom is selected from nitrogen, oxygen or sulfur, a substituted heteroaryl containing 5 to 7 ring atoms where at least one ring atom is selected from nitrogen, oxygen or sulfur (where the substituents are independently selected from one or more of halogen, C₁₋₅alkyl and perfluoroC₁₋₅alkyl), and heteroarylC₁₋₂alkyl, substituted heteroarylC₁₋₂alkyl (where the substituents are independently selected from one or more of halogen, C₁₋₅alkyl and perfluoroC₁₋₅alkyl);

25

R₁ is selected from the group consisting of one or more of hydrogen, C₁₋₁₂alkyl, C₁₋₅alkoxy, halogen, nitro, phenoxy, substituted phenoxy (where the phenyl substituents are C₁₋₅alkyl and halogen), phenylC₁₋₅alkoxy and substituted phenylC₁₋₅alkoxy (where the phenyl substituents are C₁₋₅alkyl and halogen);

30

5 R_2 is selected from the group consisting of hydrogen, hydrogen, C_{1-12} alkyl, C_{3-10} cycloalkyl, C_{1-5} alkoxy C_{1-5} alkyl, amino C_{1-5} alkyl, ar C_{1-5} alkyl, substituted ar C_{1-5} alkyl, (where the substituents are independently selected from one or more of halogen, C_{1-5} alkyl and

10 X_1-X_4 is N or C with the proviso that one and only one of X_1-X_4 is N and the rest are C;

and pharmaceutically acceptable salts thereof.

15 2. The compound of claim 1, wherein:
Ar is C_{1-12} alkyl, cyclo C_{3-10} alkyl, phenyl; substituted phenyl, ar C_{1-5} alkyl or substituted ar C_{1-5} alkyl.

20 3. The compound of claim 1, wherein:
Ar is a heteroaryl having 5 ring atoms where one or more atoms is nitrogen, oxygen or sulfur.

4. The compound of claim 1, wherein:
 R_2 is H, C_{1-5} alkyl or aralkyl.

25 5. The compounds of claim 1, wherein there is one R_1 substituent.

30 6. The compound of claim 1, wherein:
 R_1 is selected from any of hydrogen, C_{1-12} alkyl, C_{1-5} alkoxy, halogen, or perfluorolower C_{1-5} alkyl.

7. A compound selected from the group consisting of

35 8,9-Dihydro-7-keto-N-(2-fluorophenyl)dipyrido [1,2-a: 3', 2'-d]imidazole-6-carboxamide-5-methoxyethyl; i.e., where R_1 is hydrogen, R_2 is methoxyethyl, X_4 is nitrogen, $X_1 = X_2 = X_3 = CH$, Ar is 2-fluorophenyl

6,7-Dihydro-8-keto-*N*-(2-fluorophenyl)dipyrido[1,2-*a*:2',3'-*d*]imidazole-9-carboxamide.

5

6,7-Dihydro-8-keto-*N*-phenyldipyrido[1,2-*a*:2',3'-*d*]imidazole-9-carboxamide.

6,7-Dihydro-8-keto-*N*-(4-pyridyl)dipyrido[1,2-*a*:2',3'-*d*]imidazole-9-carboxamide.

10

6,7-Dihydro-8-keto-*N*-(2,4,6-trifluorophenyl)dipyrido[1,2-*a*:2',3'-*d*]imidazole-9-carboxamide.

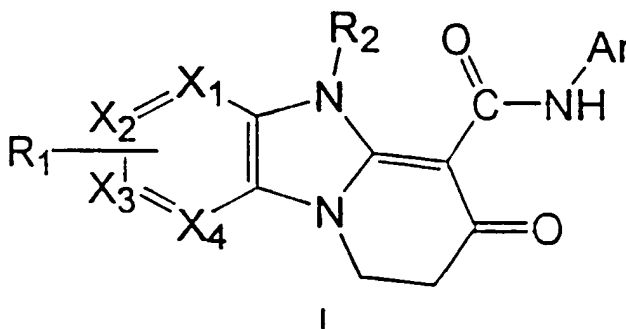
6,7-Dihydro-8-keto-*N*-(2,6-difluorophenyl)dipyrido[1,2-*a*:2',3'-*d*]imidazole-9-carboxamide.

15

6,7-Dihydro-8-keto-*N*-(2,6-difluorophenyl)dipyrido[1,2-*a*:3',4'-*d*]imidazole-9-carboxamide.

20

8. A pharmaceutical composition comprising a compound of formula I:



wherein:

25

Ar is selected from the group consisting of C₁₋₁₂alkyl, cycloC₃₋₁₀alkyl, phenyl; substituted phenyl (where the phenyl substituents are independently selected from one or more of halogen, C₁₋₅alkyl, perfluoroC₁₋₅alkyl, nitro, C₁₋₅alkoxy, amino, C₁₋₅alkylamino, di C₁₋₅alkylamino, cyano, carboxy, C₁₋₅alkoxycarbonyl, aminocarbonyl, and aminosulfonyl), araC₁₋₅alkyl, substituted araC₁₋₅alkyl (where the phenyl substituents are independently selected from one or more of halogen, C₁₋₅alkyl, perfluoroC₁₋₅alkyl, nitro, C₁₋₅alkoxy, amino, C₁₋₅alkylamino, diC₁₋₅alkylamino, cyano, carboxy, C₁₋₅alkoxycarbonyl, aminocarbonyl, and aminosulfonyl), a

30

heteroaryl containing 5 to 7 ring atoms where at least one ring atom is selected from nitrogen, oxygen or sulfur, a substituted heteroaryl containing 5 to 7 ring atoms where at least one ring atom is selected from nitrogen, oxygen or sulfur (where the substituents are independently selected from one or more of halogen, C₁₋₅alkyl and perfluoroC₁₋₅alkyl), heteroarylC₁₋₂alkyl, and substituted heteroarylC₁₋₂alkyl (where the substituents are independently selected from one or more of halogen, C₁₋₅alkyl and perfluoroC₁₋₅alkyl);

5

R₁ is selected from the group consisting of one or more of hydrogen, C₁₋₁₂alkyl, C₁₋₅alkoxy, halogen, nitro, phenoxy, substituted phenoxy (where the phenyl substituents are C₁₋₅alkyl and halogen), phenylC₁₋₅alkoxy and substituted phenylC₁₋₅alkoxy (where the phenyl substituents are C₁₋₅alkyl and halogen);

10

R₂ is selected from the group consisting of hydrogen, C₁₋₁₂alkyl, C₃₋₁₀cycloalkyl, C₁₋₅alkoxyC₁₋₅alkyl, aminoC₁₋₅alkyl, araC₁₋₅alkyl, substituted araC₁₋₅alkyl, (where the substituents are independently selected from one or more of halogen, C₁₋₅alkyl and perfluoroC₁₋₅alkyl) and heteroarylC₁₋₅alkyl, where heteroaryl contains 5-7 ring atoms where at least one ring atom is selected from nitrogen, oxygen or sulfur;

15

X₁-X₄ is N or C with the proviso that one and only one of X₁-X₄ is N and the rest are C;

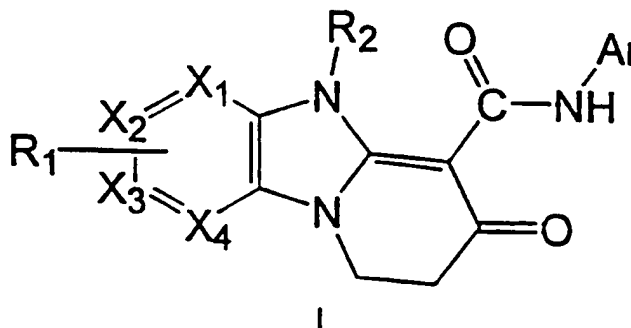
20

or pharmaceutically acceptable salts thereof

in an amount effective for treating disorders of the central nervous system and a pharmaceutically acceptable carrier or diluent.

25

9. A method for treating disorders of the central nervous system consisting administering a compound of the formula I:



5

wherein:

Ar is selected from the group consisting of C₁₋₁₂alkyl, cycloC₃₋₁₀alkyl, phenyl; substituted phenyl (where the phenyl substituents are independently selected from one or more of halogen, C₁₋₅alkyl, perfluoroC₁₋₅alkyl, nitro, C₁₋₅alkoxy, amino, C₁₋₅alkylamino, di C₁₋₅alkylamino, cyano, carboxy, C₁₋₅alkoxycarbonyl, aminocarbonyl, and aminosulfonyl), araC₁₋₅alkyl and substituted araC₁₋₅alkyl (where the phenyl substituents are independently selected from one or more of halogen, C₁₋₅alkyl, perfluoroC₁₋₅alkyl, nitro, C₁₋₅alkoxy, amino, C₁₋₅alkylamino, diC₁₋₅alkylamino, cyano, carboxy, C₁₋₅alkoxycarbonyl, aminocarbonyl, and aminosulfonyl), a heteroaryl containing 5 to 7 ring atoms where at least one ring atom is selected from nitrogen, oxygen or sulfur, a substituted heteroaryl containing 5 to 7 ring atoms where at least one ring atom is selected from nitrogen, oxygen or sulfur (where the substituents are independently selected from one or more of halogen, C₁₋₅alkyl and perfluoroC₁₋₅alkyl), heteroarylC₁₋₂alkyl, substituted heteroarylC₁₋₂alkyl (where the substituents are independently selected from one or more of halogen, C₁₋₅alkyl and perfluoroC₁₋₅alkyl);

25

R₁ is selected from the group consisting of one or more of hydrogen, C₁₋₁₂alkyl, C₁₋₅alkoxy, halogen, nitro, phenoxy, substituted phenoxy (where the phenyl substituents are C₁₋₅alkyl and halogen), phenylC₁₋₅alkoxy and substituted phenylC₁₋₅alkoxy (where the phenyl substituents are C₁₋₅alkyl and halogen);

30

R₂ is selected from the group consisting of hydrogen, C₁₋₁₂alkyl, C₃₋₁₀cycloalkyl, C₁₋₅alkoxyC₁₋₅alkyl, aminoC₁₋₅alkyl, araC₁₋₅alkyl, substituted araC₁₋₅alkyl, (where the substituents are independently selected from one or more of halogen, C₁₋₅alkyl and perfluoroC₁₋₅alkyl) and heteroarylC₁₋₅alkyl, where heteroaryl contains 5-7 ring atoms where at least one ring atom is selected from nitrogen, oxygen or sulfur,

X₁-X₄ is N or C with the proviso that one and only one of X₁-X₄ is N and the rest are C;
and pharmaceutically acceptable salts thereof

to a mammal afflicted with a disorder of the central nervous system in an amount effective for treating such disorder.

10. The method of claim 9, wherein the effective amount is of from about 0.2 to 25 mg/kg per day.

12. The method of claim 9, wherein the disorder is anxiety.

13. The method of claim 9 wherein the disorder is convulsions.

14. The method of claim 9 wherein the disorder is sleeplessness.

15. The method of claim 9 wherein the disorder is muscle spasm.

16. The method of claim 9 wherein the disorder is benzodiazepine drug overdose.

INTERNATIONAL SEARCH REPORT

Internal Application No
PCT/US 98/20802

A. CLASSIFICATION OF SUBJECT MATTER
IPC 6 C07D471/14 A61K31/435 //(C07D471/14, 235:00, 221:00, 221:00)

According to International Patent Classification (IPC) or to both national classification and IPC

B. FIELDS SEARCHED

Minimum documentation searched (classification system followed by classification symbols)

IPC 6 C07D A61K

Documentation searched other than minimum documentation to the extent that such documents are included in the fields searched

Electronic data base consulted during the international search (name of data base and, where practical, search terms used)

C. DOCUMENTS CONSIDERED TO BE RELEVANT

Category	Citation of document, with indication, where appropriate, of the relevant passages	Relevant to claim No.
A	WO 94 04532 A (MCNEILAB) 3 March 1994 cited in the application see claims 1,18	1,8
P,A	WO 98 15553 A (ORTHO) 16 April 1998 see claims 1,15	1,8

Further documents are listed in the continuation of box C.

Patent family members are listed in annex.

* Special categories of cited documents :

- "A" document defining the general state of the art which is not considered to be of particular relevance
- "E" earlier document but published on or after the international filing date
- "L" document which may throw doubts on priority claim(s) or which is cited to establish the publication date of another citation or other special reason (as specified)
- "O" document referring to an oral disclosure, use, exhibition or other means
- "P" document published prior to the international filing date but later than the priority date claimed

- "T" later document published after the international filing date or priority date and not in conflict with the application but cited to understand the principle or theory underlying the invention
- "X" document of particular relevance; the claimed invention cannot be considered novel or cannot be considered to involve an inventive step when the document is taken alone
- "Y" document of particular relevance; the claimed invention cannot be considered to involve an inventive step when the document is combined with one or more other such documents, such combination being obvious to a person skilled in the art.
- "&" document member of the same patent family

Date of the actual completion of the international search

8 March 1999

Date of mailing of the international search report

23/03/1999

Name and mailing address of the ISA

European Patent Office, P.B. 5818 Patentlaan 2
NL - 2280 HV Rijswijk
Tel. (+31-70) 340-2040, Tx. 31 651 epo nl,
Fax: (+31-70) 340-3016

Authorized officer

Alfaro Faus, I

INTERNATIONAL SEARCH REPORT

International application No.

PCT/US 98/20802

Box I Observations where certain claims were found unsearchable (Continuation of item 1 of first sheet)

This International Search Report has not been established in respect of certain claims under Article 17(2)(a) for the following reasons:

1. Claims Nos.: 9 to 16
because they relate to subject matter not required to be searched by this Authority, namely:
Remark: Although claim 9 to 16 are directed to a method of treatment of the human/animal body, the search has been carried out and based on the alleged effects of the compound/composition.
2. Claims Nos.:
because they relate to parts of the International Application that do not comply with the prescribed requirements to such an extent that no meaningful International Search can be carried out, specifically:
3. Claims Nos.:
because they are dependent claims and are not drafted in accordance with the second and third sentences of Rule 6.4(a).

Box II Observations where unity of invention is lacking (Continuation of item 2 of first sheet)

This International Searching Authority found multiple inventions in this international application, as follows:

1. As all required additional search fees were timely paid by the applicant, this International Search Report covers all searchable claims.
2. As all searchable claims could be searched without effort justifying an additional fee, this Authority did not invite payment of any additional fee.
3. As only some of the required additional search fees were timely paid by the applicant, this International Search Report covers only those claims for which fees were paid, specifically claims Nos.:
4. No required additional search fees were timely paid by the applicant. Consequently, this International Search Report is restricted to the invention first mentioned in the claims; it is covered by claims Nos.:

Remark on Protest

- The additional search fees were accompanied by the applicant's protest.
- No protest accompanied the payment of additional search fees.

INTERNATIONAL SEARCH REPORT

Information on patent family members

Internat. Application No

PCT/US 98/20802

Patent document cited in search report	Publication date	Patent family member(s)	Publication date
WO 9404532 A	03-03-1994	AU 679938 B	17-07-1997
		AU 5080893 A	15-03-1994
		CA 2142700 A	03-03-1994
		EP 0656002 A	07-06-1995
		HU 72654 A	28-05-1996
		JP 8500594 T	23-01-1996
		NZ 255821 A	28-10-1996
		US 5639760 A	17-06-1997
WO 9815553 A	16-04-1998	AU 4747397 A	05-05-1998